Auswertung des Känguru-Wettbewerbs 2011 am RecknitzCampus Laage

Bestenliste Jahrgangsstufen 3 - 9

1	Hildebrandt	Jonas	3c	73,50	3. Preis
2	Blankenberg	Florian	3a	72,50	3. Preis
3	Kahle	Jonas	3b	62,50	

1	Mawick	Jonas	4c	91,25	3. Preis
2	Heise	Maximilian	4a	81,25	
3	Hagen	Florian	4c	76,25	

1	Bartusch	Sonja	5a	66,25	
2	Schlawien	Sophia	5d	66,25	
3	Blankenberg	Arne	5a	61,25	

1	Welker	Julia	6a	76,25	
2	Gol	Fabian	6c	61,25	
3	Ernst	Alina Michelle	6b	54,75	

1	Zorn	Carolin	7c	97,5	3. Preis
2	Losch	Lea Katrin	7c	81,25	
3	Elsner	Kristin	7b	76	

1	Mawick	Florian	8b	102,5	
2	Steffen	Hauke	8b	97,5	T-Shirt 18
3	Just	Philip	8b	97,5	

1	Schmechel	Maximilian	9b	58,00	
2	Schlawien	Julien	9b	55,25	
3	Benning	Jessica	9b	55,00	

Bundesweite Ergebnisverteilung Stufe 3 (0-10, 10-20, 20-30, ..., 150)

[[40,736, 4576,12791,22053, 25609, 18510,12291,6061,3174,1609,592,230,46,11,1]]

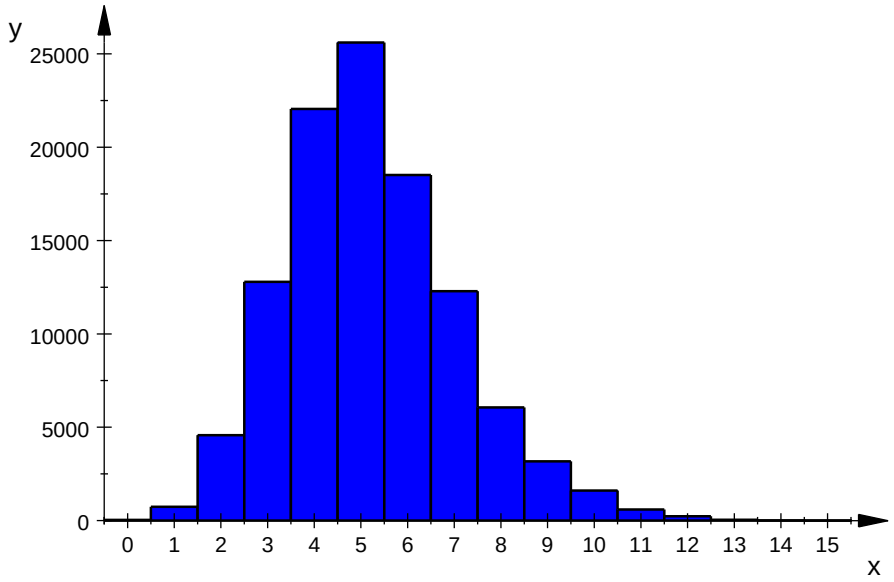

E(X) = 5,21

E(X) = 3,91

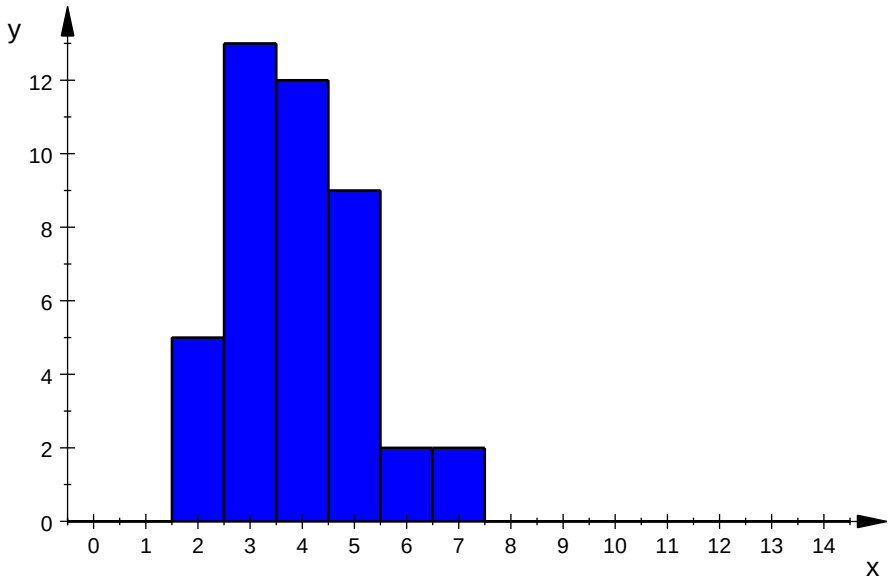

Verteilung an der Schule [[0,0,5,13,12,9,2,2,0,0,0,0,0,0,0]]

Bundesweite Ergebnisverteilung Stufe 4 (0-10, 10-20, 20-30, ..., 150)

[[28,280, 1951,5992,12997, 20015, 20981,19544,13847,9997,6881,3291,1997,563,150,43]]

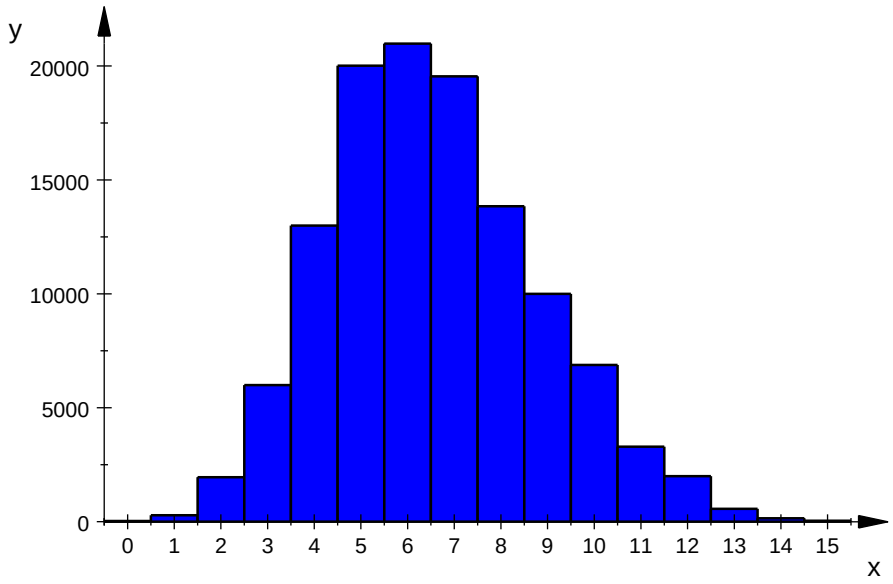

E(X) = 6,55

E(X) = 5,17

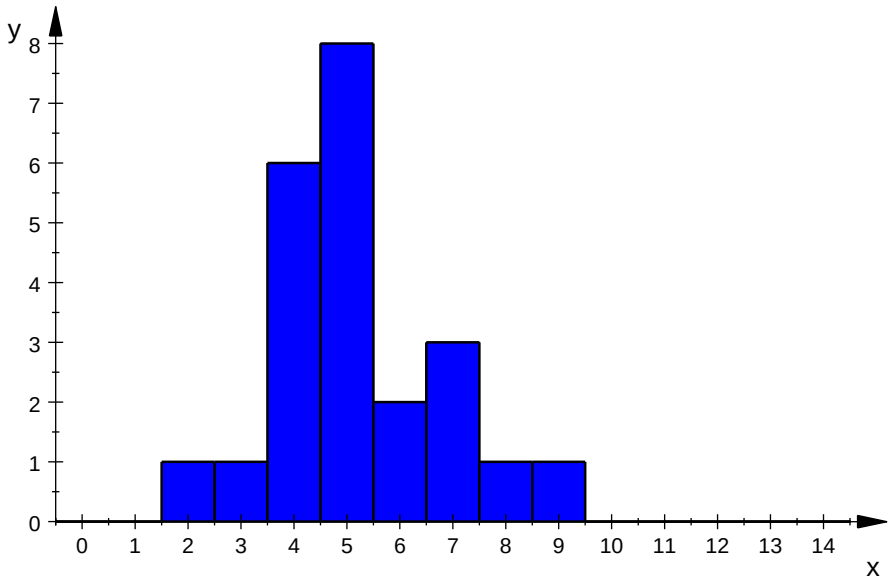

Verteilung an der Schule [[0,0,1,1,6,8,2,3,1,1,0,0,0,0]]

Bestenliste Jahrgangsstufe 5

1	Barutsch	Sonja	5a	66,25
2	Schlawin	Sophia	5d	66,25
3	Blankenberg	Arne	5a	61,25
4	Christ	Jonas	5b	52,50
5	Tetzlaff	Lucas	5d	47,50
6	Kärsten	Annemarie	5b	46,25
7	Stübbe	Johanna	5b	45,00
8	Knoll	Constance	5b	44,75
9	Retzlaff	Peer-Niklas	5a	43,50
10	Meier	Leonie	5c	43,00
11	Ulke	Lisa-Marie	5c	40,00
12	Breese	Lena-Sofie	5c	38,50
13	Schmiehing	Julian Oliver	5b	37,75
14	Lehment	Kim Eileen	5a	35,50
15	Claußen	Saskia	5a	35,00
16	Hilpert	Michelle	5d	35,00
17	Schwarz	Lea	5d	33,75
18	Kurz	Michelle	5c	32,50
19	Kracht	Maximilian	5c	31,25
20	Paulsen	Lina	5a	31,25
21	Hildebrandt	Meike	5d	30.00
22	Oppenkowski	Vanessa	5c	30,00
23	Manske	Nico	5d	28,75
24	Grobbekcer	Greta Sophie	5a	25,00
25	Rosenau	Vivien	5d	25,00
26	Masermann	Johanna	5a	23,75
27	Büttner	Nicole	5c	21,25
28	Lubowski	Aaron	5c	21,25
29	Huwald	Kira	5d	20,00
30	Jürn	Hanna	5d	20,00
31	Jäger	Lisa	5a	18,75
32	Bendin	Lea-Vitoria	5c	17,50
33	Groth	Sebastian	5b	17,50
34	Friedrich	Juliane	5d	17,25
35	Rosenstiel	Isabel	5d	14,00
36	Schulz	Sophie	5a	10,00
37	Konopatzki	Alexander	5c	8,75
38				

Bundesweite Ergebnisverteilung Stufe 5 (0-10, 10-20, 20-30, ..., 150)

[[587, 4263, 16158,27386,34461, 34322, 25084,17492,9321,4768,1793,514,152,25,5,1]]

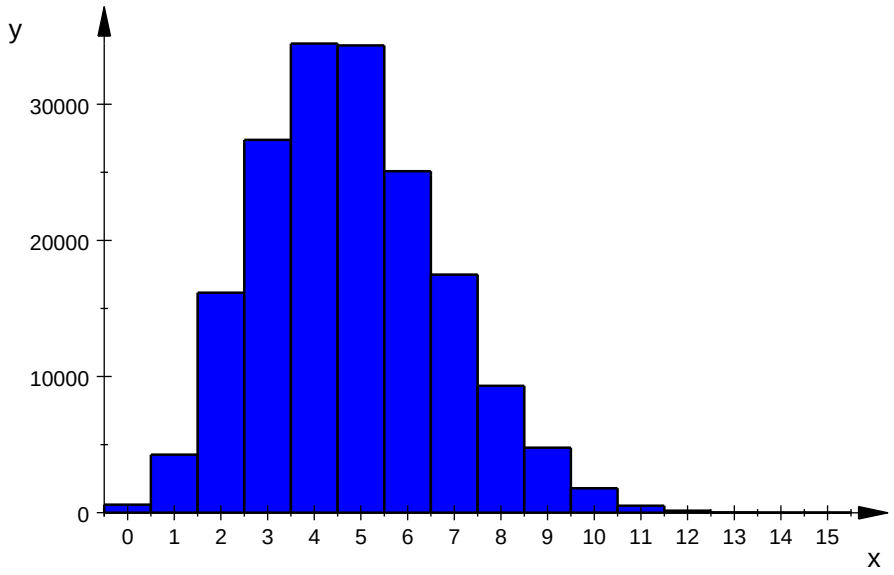

E(X) = 4,79

E(X) = 2,92

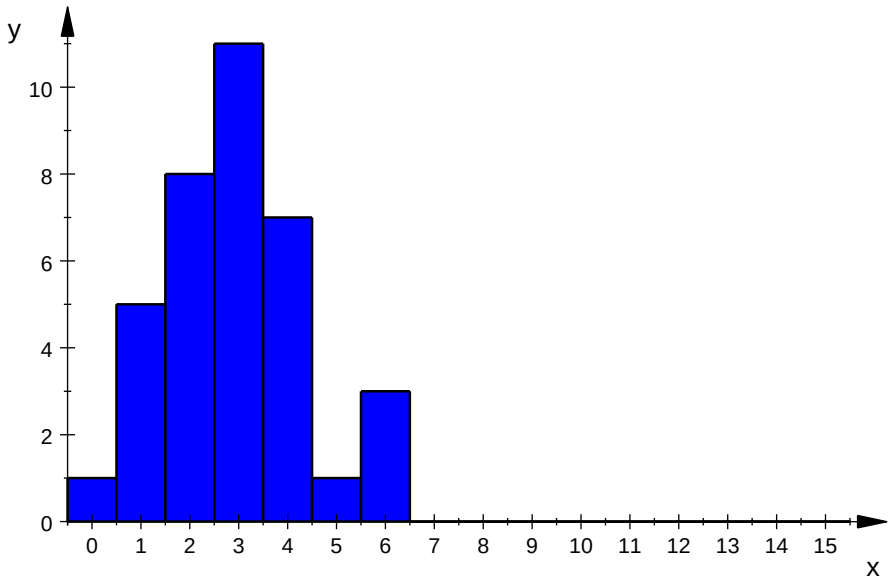

Verteilung an der Schule[[1,5,8,11,7,1,3,0,0,0,0,0,0,0,0,0]]

Bestenliste Jahrgangsstufe 6

1	Welker	Julia	6a	76,25
2	Gol	Fabian	6c	61,25
3	Ernst	Alina Michelle	6b	54,75
4	Kniß	Cedric	6d	53,75
5	Kusnirek	Alina	6b	52,50
6	Erdmann	Jessika	6a	51,25
7	Hilbrecht	Tim	6b	50,00
8	Mallach	Till	6a	46,25
9	Alm	Jessica	6d	45,75
10	Demann	Max	6b	45,25
11	Kreller	Marc	6d	45,00
12	Roschanski	Dennis	6c	45,00
13	Rach	Hans-Jakob	6b	43,25
14	Kniffka	Lars	6d	42,50
15	Voirin	Marie-Luise	6b	42,50
16	Beutling	Pia-Charlott	6d	42,25
17	Köhn	Michelle	6c	40,00
18	Schlinke	Lukas	6b	40,00
19	Sund	Maximilian	6c	38,75
20	Ruynat	Joel-Louis	6d	38,25
21	Balfanz	Pia	6c	37,50
22	Venz	Nick	6c	37,50
23	Lippert	Florian	6c	37,25
24	Kröger	Juliana	6d	36,25
25	Oeser	Maximilian	6c	34,25
26	Scholz	Paul	6c	22,75
27	Möller	Yasmin	6c	32,50
28	Brandt	Pascal	6b	31,25
29	Jeremowicz	Nele	6d	30,50
30	Schulze	Florian	6a	30,00
31	Stahlberg	Kim	6c	28,75
32	Bockentin	Maria	6c	26,25
33	Gollub	Tom	6b	26,25
34	Rauschert	Michelle	6c	26,25

35	Thee	Lisa	6d	26,25
36	Link	Lara Sophie	6d	25,50
37	Dumke	Jacob	6d	25,00
38	Ponath	Marco	6c	23,75
39	Jessen	Beatrice	6c	22,50
40	Zeeck	Michelle	6c	22,50
41	Pendzich	Josefa	6c	22,25
42	Witte	Franziska	6d	20,00
43	Zscheile	Tom	6d	17,50
44	Mitschke	Tom	6b	15,00
45	Gross	Josefin	6d	13,75
46				

Bundesweite Ergebnisverteilung Stufe 6 (0-10, 10-20, 20-30, ..., 150)

[[302,2321,8898,16422,24211,29843,27364,24685,16695,10643,5934,2151,865,177,31,5]]

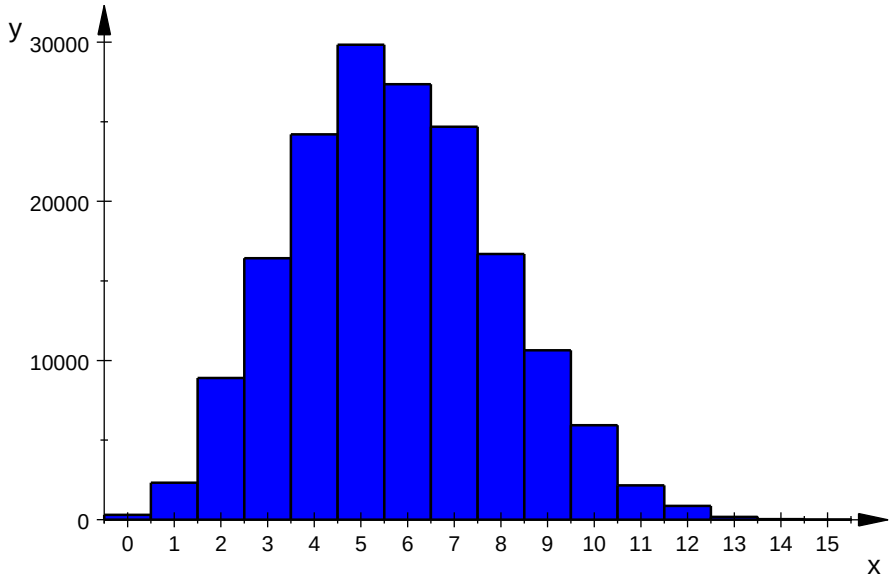

E(X) = 5,73

E(X) = 3,22

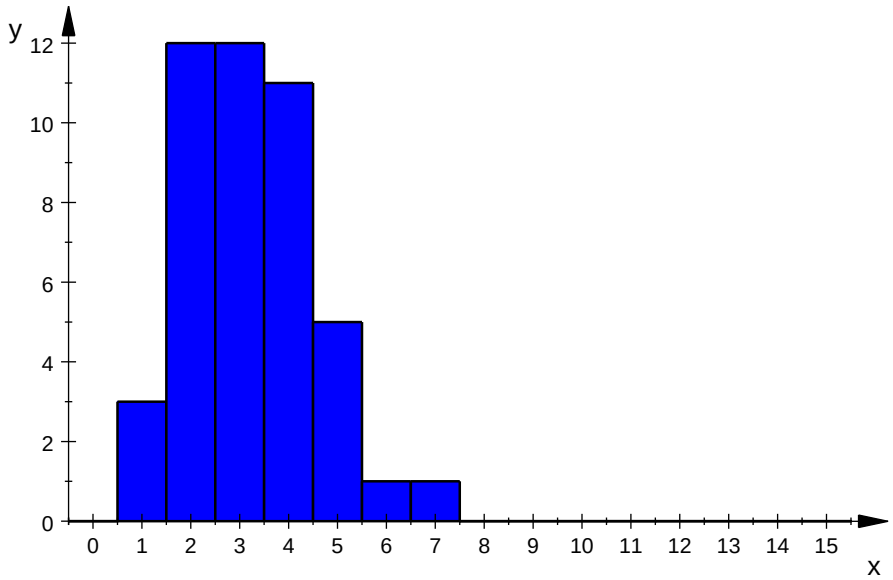

Ergebnisverteilung an der Schule [[0,3,12,12,11,5,1,1,0,0,0,0,0,0,0,0]]

Bestenliste Jahrgangsstufe 7

1	Zorn	Carolin	7c	97,50
2	Losch	Lea Karin	7c	81,25
3	Elsner	Kristin	7b	76,00
4	Narjes	Luisa-Victoria	7b	75,50
5	Förster	Nico	7c	75,00
6	Proba	Elisabeth	7a	75,00
7	Uhlenberg	Annika	7c	72,50
8	Wildhagen	Lea	7c	71,25
9	Ruhmann	Maja	7b	70,00
10	Bartels	Tom	7c	68,75
11	Haiker	Lisa	7c	68,75
12	Schwager	Willem	7c	66,25
13	Plaumann	Axel	7b	65,00
14	Blankenberg	Clemens	7b	64,75
15	Mank	Hanna	7a	62,50
16	Fabian	Joschua	7c	61,25
17	Hinz	Paul	7c	57,50
18	Göhner	Steve	7c	57,00
19	Schade	Lukas Helmut	7c	57,00
20	Knoch	Jonathan	7c	56,25
21	Wohmann	Stephanie	7d	56,25
22	Zwieg	Monika	7b	56,25
23	Strauß	Paul	7b	56,00
24	Niemann	Johanna	7a	54,50
25	von Fritschen	Max Kilian	7c	53,75
26	Müller	Max	7c	52,50
27	Ziemens	Frauke	7a	52,25
28	Kniffka	Martin	7a	51,50
29	Müller	Stefanie	7a	50,50
30	Moldt	Enrico	7c	50,00
31	Claußen	Mareike	7b	48,50
32	Arendt	Lisa-Marie	7a	47,50
33	Thomsen	Nils	7c	47,00

34	Erdmann	Kimberley	7b	46,75
35	Freuer	Florian	7d	43,75
36	Gädt	Phillip	7b	43,75
37	Moritz	Vanesa	7b	43,25
38	Walter	Eric	7b	40,75
39	Brinkhoff	Sarah	7b	34,75
40	Rambow	Johann	7c	34,00
41	Roggensack	Max	7a	33,75
42	Luppa	Tony	7b	33,25
43	Knoche	Robert	7c	32,50
44	Voß	Vanessa	7d	32,50
45	Pilger	Alexandra	7c	28,75
46	Gildemeister	Michel	7d	13,75

Bundesweite Ergebnisverteilung Stufe 7 (0-10, 10-20, 20-30, ..., 150)

[[22,471,2653,8082,15127,20314,21596,18498,12411,6526,2831,894,228,29,7,0]]

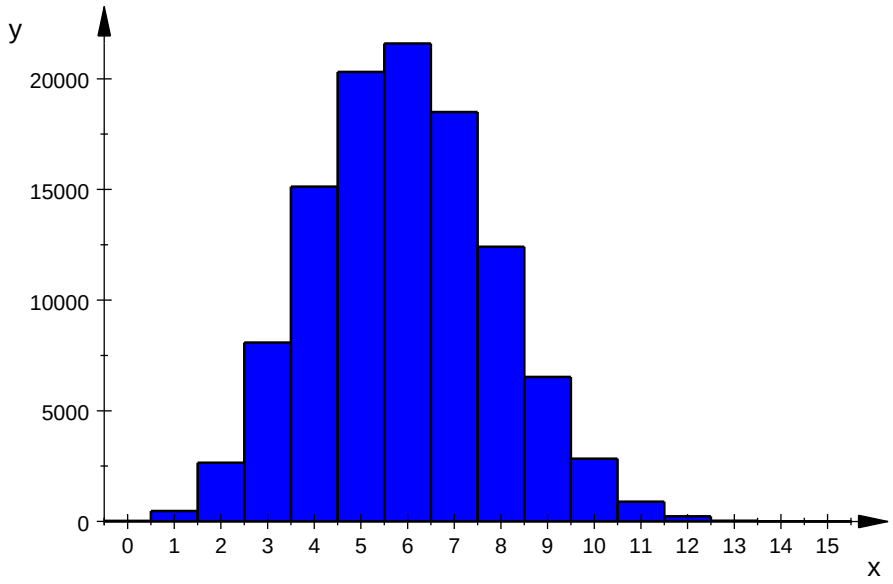

E(X) = 5,93

E(X) = 5,02

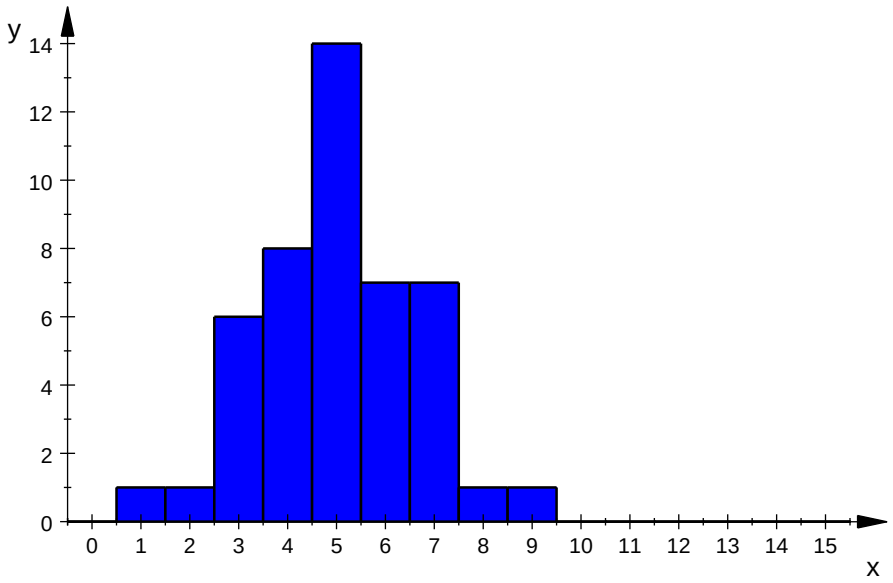

Ergebnisverteilung an der Schule [[0,1,1,6,8,14,7,7,1,1,0,0,0,0,0,0]]

Bestenliste Jahrgangsstufe 8

1	Mawick	Florian	8b	102,50
2	Just	Philip	8b	100,00
3	Steffen	Hauke	8b	97,50
4	Seddig	Paul Malte	8b	95,00
5	Wendt	Mirco	8b	90,00
6	Masermann	Michaela	8b	85,75
7	Kaleun	Ferdinand	8b	77,50
8	Krauel	Tobias	8d	75,00
9	Schäfer	Christin	8b	62,00
10	Christ	Lea	8b	59,25
11	Henselin	Wilhelm	8d	58,75
12	Michaut	Vanessa	8d	57,50
13	Gebel	Susan	8c	56,25
14	Klimkeit	Pia	8b	56,25
15	Holst	Alexander	8b	55,00
16	Mayer	Klara	8b	55,00
17	Titze	Selma	8b	55,00
18	Jürß	Laura	8c	53,75
19	Kiehl	Hanna	8c	50,75
20	Schwarz	Peggy	8b	50,00
21	Dornieden	Josephine	8b	48,75
22	Müller	Sarah	8b	47,50
23	Siewert	Philipp-Paul	8c	46,25
24	Warncke	Johanna	8c	43,75
25	Zabel	Matthias	8c	43,75
26	Grobbecker	Stella Antonia	8c	41,25
27	Mau	Christian	8b	37,50
28	Krolik	Jan	8b	33,75
29	Meyer	Maximilian	8c	27,50
30	Müller	Sabrina	8b	15,25

Bundesweite Ergebnisverteilung Stufe 8 (0-10, 10-20, 20-30, ..., 150)

[[42,296,1393,3784,7600,11489,14168,14963,12199,8515,4632,1941,668,161,19,3]]

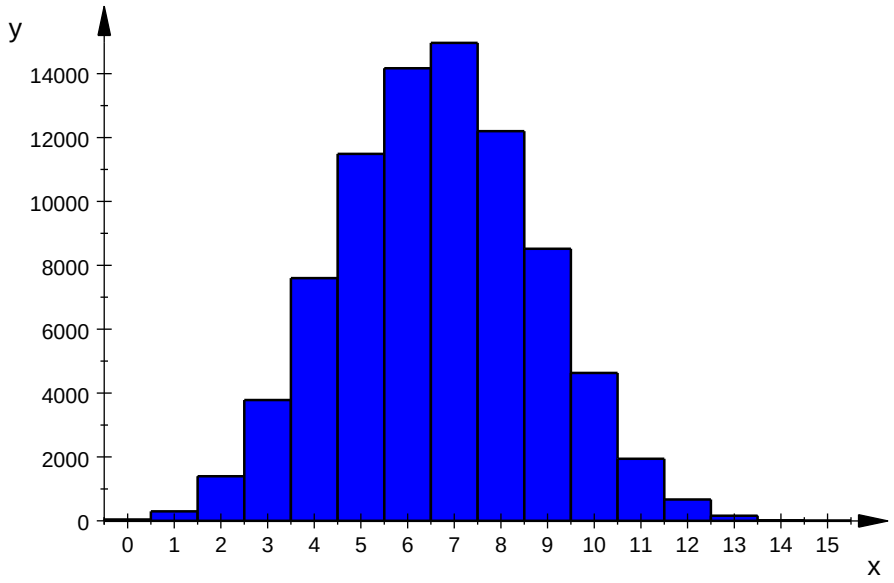

E(X) = 6,65

E(X) = 5,43

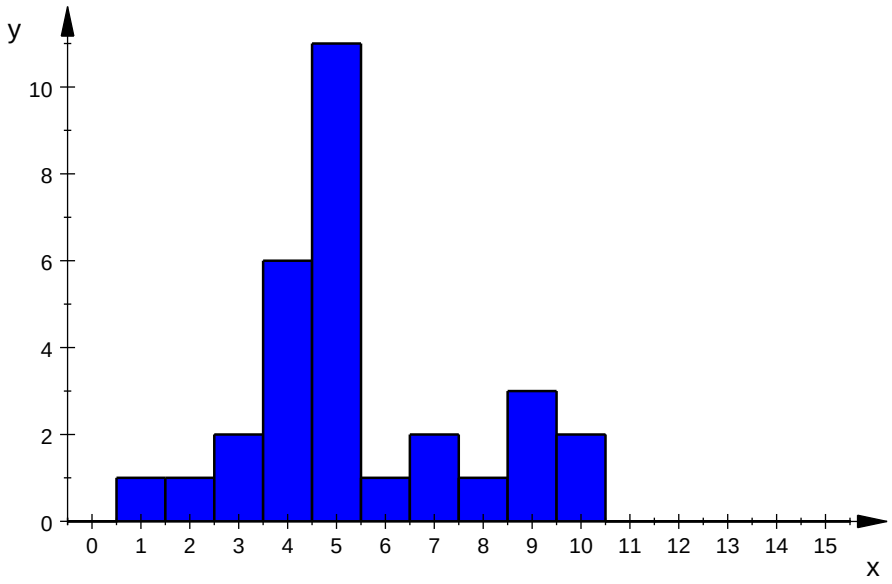

Ergebnisverteilung an der Schule [[0,1,1,2,6,11,1,2,1,3,2,0,0,0,0,0]]

Bestenliste Jahrgangsstufe 9

1	Kärsten	Oliver	9b	61,00
2	Schmechel	Maximilian	9b	58,00
3	Schlawien	Julien	9b	55,00
4	Benning	Jessica	9a	54,50
5	Burmeister	Henning	9b	48,75
6	Hirschi	Gesine	9b	48,75
7	Zillmann	Paul	9a	48,25
8	Lüdtke	Lena	9b	46,00
9	Schulze	Melanie	9a	42,50
10	Hoth	Kevin	9b	42,25
11	Arnold	Melanie	9b	38,75
12	Kreller	Daniel	9b	38,75
13	Gaevert	Anne	9b	37,50
14	Asmus	Lisa	9a	30,00
15	Homann	Liza-Marie	9a	28,75
16	Rath	Christoph	9b	13,75

Bundesweite Ergebnisverteilung Stufe 9 (0-10, 10-20, 20-30, ..., 150)

[[29,299,1571,4894,10084,13941,12581,7065,2667,842,188,50,15,8,1,0]]

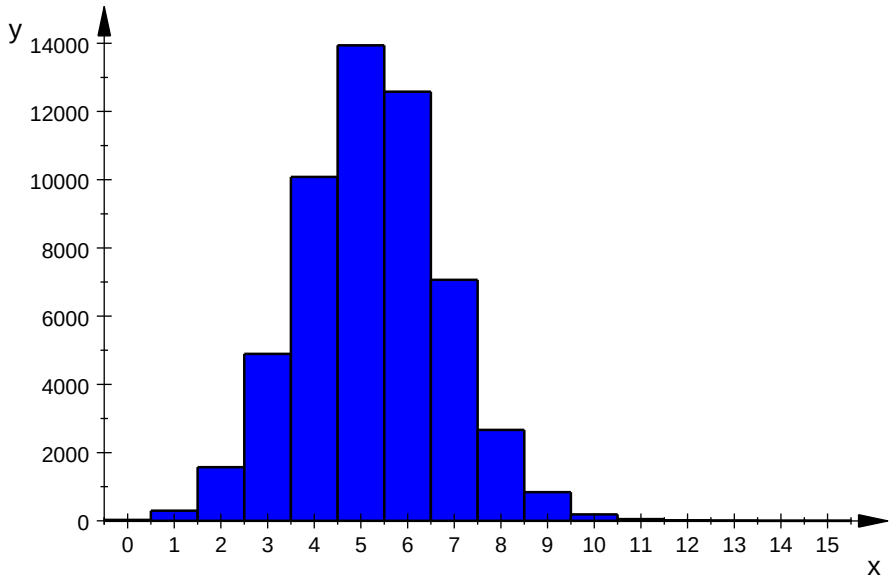

E(X) = 5,25

E(X) = 3,81

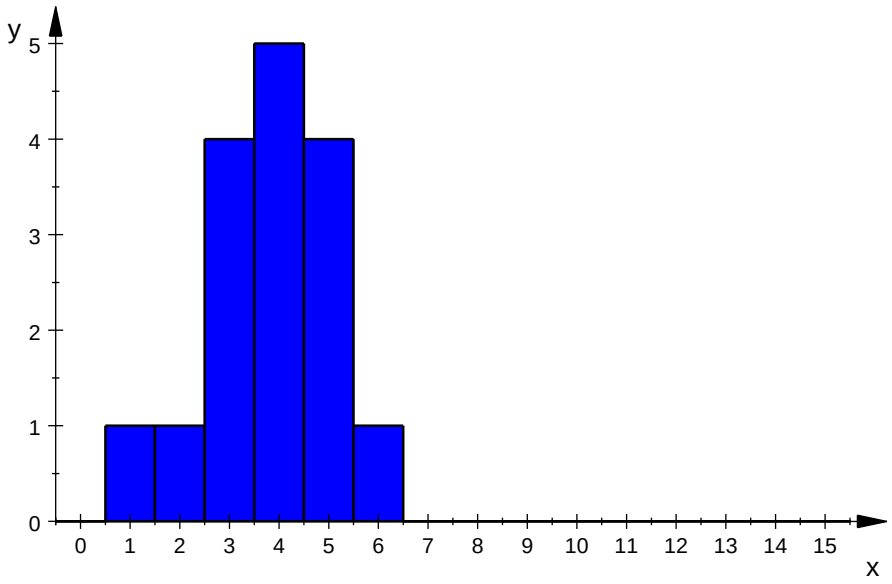

Ergebnisverteilung an der Schule [[0,1,1,4,5,4,1,0,0 ,0,0,0,0,0,0,0]]